










	Part number	Description	Finish
ANGLE 	AA1212	12mm x 12mm x 6500mm	Mill finish bond white
	AA2512	25mm x 12mm x 6500mm	
	AA2525	25mm x 25mm x 6500mm	
	AA4040	40mm x 40mm x 6500mm	
	AA404048	40mm x 40mm x 4800mm	
	AA5025	50mm x 25mm x 6500mm	
	AA50503	50mm x 50mm x 3mm x 6500mm	
	AA7040	70mm x 40mm x 6500mm	
	AA9040	90mm x 40mm x 6500mm	
BOX	AB1212	12mm x 12mm x 1.5mm x 6500mm	
BASE CHANNEL 	ABC100	100mm x 6500mm	Mill finish bond white
	ABC150	150mm x 6500mm	
	ABC50	50mm x 6500mm	
	ABC75	75mm x 6500mm	
CAPPING 	ACAP50	50mm x 6500mm	Mill finish bond white
	ACAPW50	50mmWhite x 6500mm	
COVING 	ACR35	R35 x 6500mm	Mill finish
	ACR35SNAP	R35 x 6500mm two piece	
	ACR50	R50 x 6500mm	
	ACR75	R75 x 6500mm	
COVING ARROWHEAD 	ACOVA	6500mm	
CORNER MOULD	ACM50	50mm x 6500mm	
DOOR CAPPING 	ADC118	118mm x 6500mm	Mill finish bond white
	ADC168	168mm x 6500mm	
	ADC92	92mm x 6500mm	
DOOR JAMB 	ADJ50	50mm x 6500mm	Mill finish
	ADJ75	75mm x 6500mm	
	ADJG100	100mm with gasket	
	ADJG50	50mm with gasket	
	ADJG75	75mm with gasket	
	ADJO75	Off Set 75mm x 6500mm	
F MOULD	AFM	x 6500mm	
FLAT BAR 	AFB10	10mm x 3 x 4000mm	
	AFB40	40mm x 3mm x 4000mm	
	AFB50	50mm x 3mm x 4000mm	
H MOULD 	AHM50	50mm x 4890mm	
	AHM50 6.5	50mm x 6500mm	
	ARRAD	x 6500mm	

RUB RAIL DOUBLE 	ARRED	Ends double	
ALUM SKIRTING	ASKIRT100	CLEAR 100mm	
TEE BAR ALUMINIUM	ATWB	X 6600mm	
TREAD PLATE	ATP	1.2mm x 2.4m x 0.016mm	
TEE SECTION	ATS	X 65mm	
TUBE	ATU40	40mm x 1.6mm x 6500mm	
VERTICAL JOINER	AVJ	2 Piece 6100mm	